

How to Register for The ZERO Prostate Cancer Run/Walk

Step-by-Step Guide




ZERO[®]
PROSTATE CANCER
RUN/WALK

STEP 1

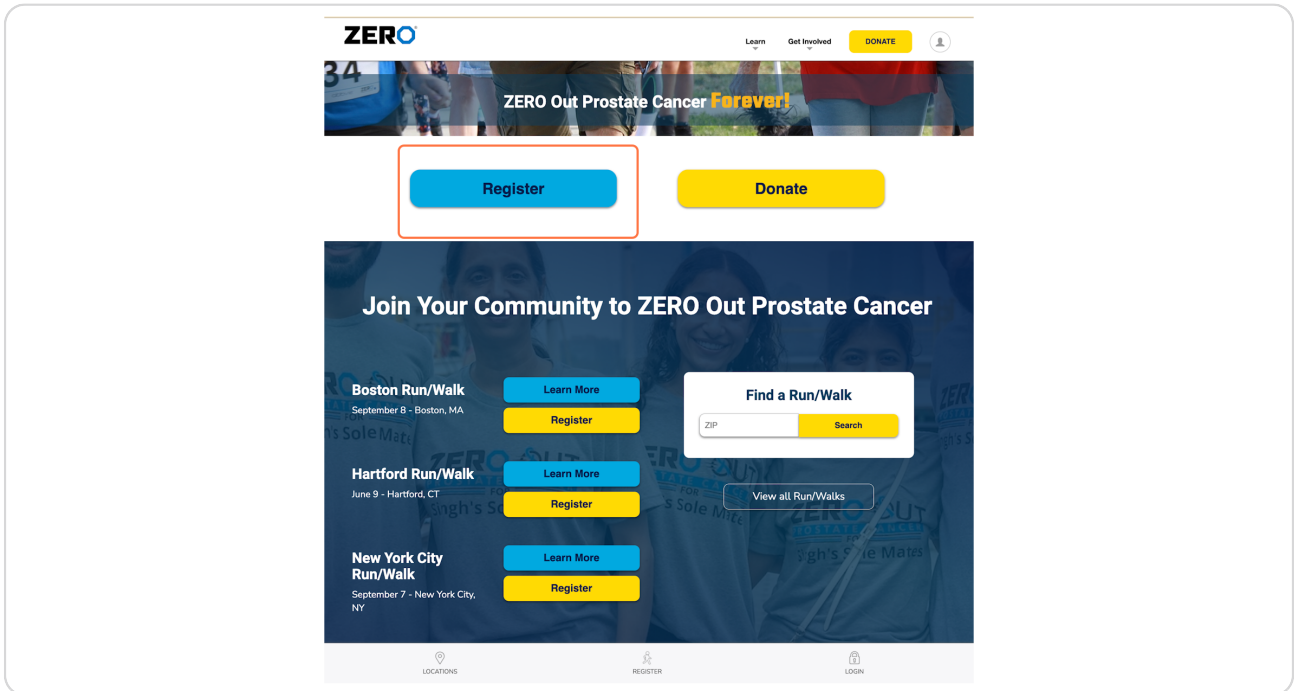
Visit zerocancer.run, click "Get Involved," then click "View All Run/Walks" for a complete list of Run/Walks.

Alternatively, find a specific Run/Walk city by typing zerocancer.run/CITY



STEP 2

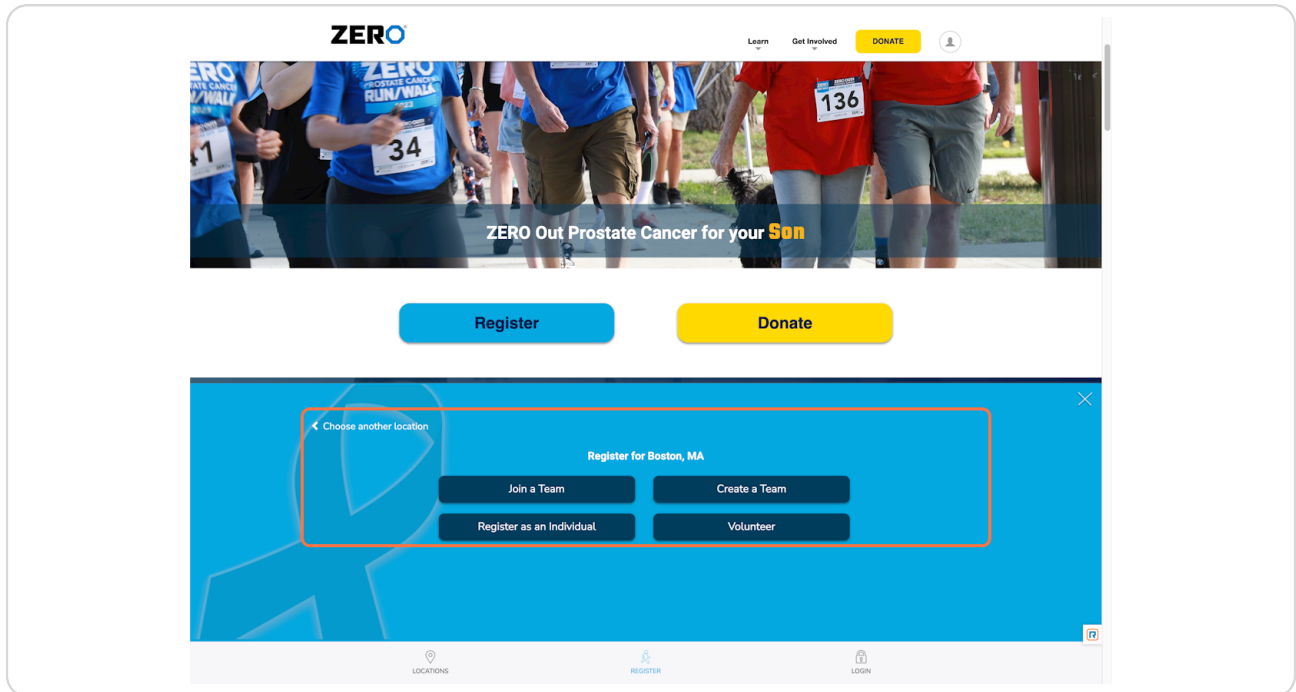
On the main zerocancer.run page, scroll down, click on the blue "Register" button.



STEP 3

Once you click register, this will open to multiple registration options underneath. Select your registration type from the options provided.

Here, you can search for and choose an alternative location before selecting an option by clicking "Choose another location".

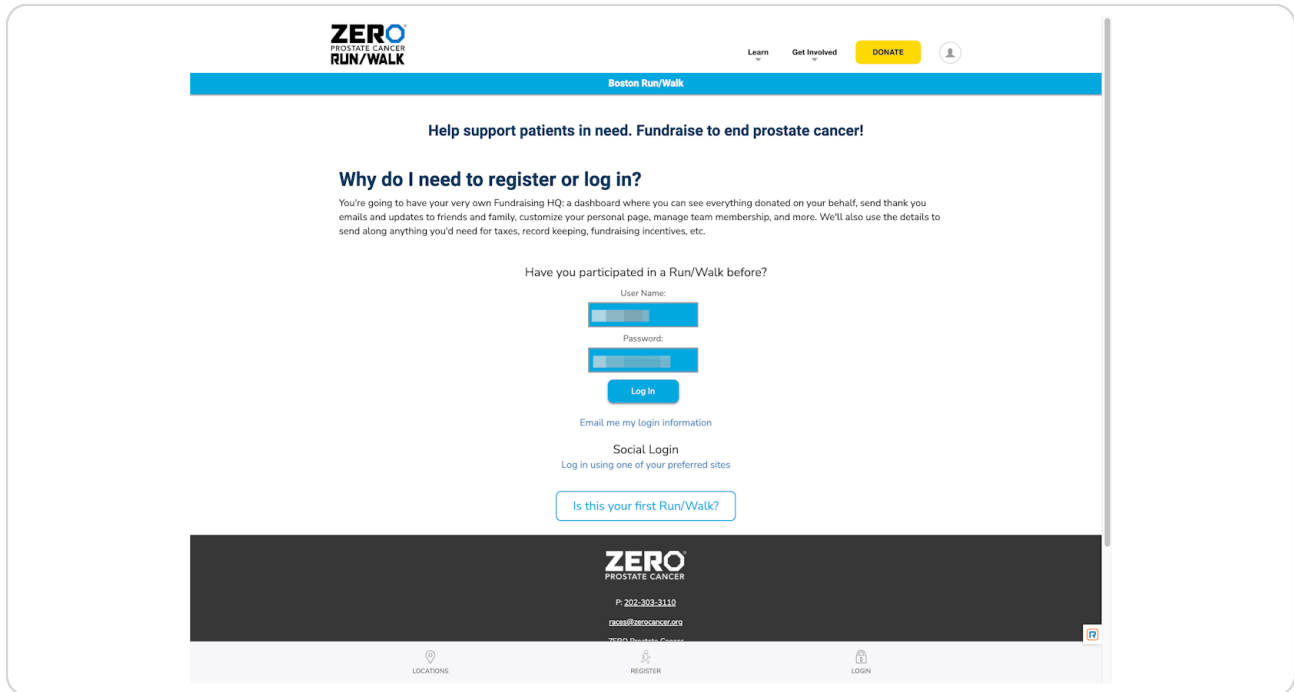


STEP 4

Once you have selected your registration type, you will be taken to a login page.

If you have previously participated in a Run/Walk, complete your login details or select "Email me my login information." Skip to step 8.

If you are new to our Run/Walk, please continue with the following steps.



The screenshot shows the login page for the ZERO Prostate Cancer Run/Walk. At the top left is the ZERO PROSTATE CANCER RUN/WALK logo. To the right are links for "Learn", "Get Involved", and a yellow "DONATE" button. Below the navigation bar is a blue header with "Boston Run/Walk". The main content area features the heading "Help support patients in need. Fundraise to end prostate cancer!" followed by the question "Why do I need to register or log in?". Below this is a paragraph explaining the benefits of having a fundraising HQ. A section titled "Have you participated in a Run/Walk before?" contains a "User Name:" field, a "Password:" field, and a "Log In" button. There are also links for "Email me my login information" and "Social Login". A button labeled "Is this your first Run/Walk?" is positioned below the social login options. The footer includes the ZERO PROSTATE CANCER logo, phone number (P: 202-303-3110), email (info@zerocancer.org), and a "ZERO Prostate Cancer" text. At the bottom, there are icons for "LOCATIONS", "REGISTER", and "LOGIN".

STEP 5

Click on "Is this your first Run/Walk?"

Log In

Email me my login information

Social Login
Log in using one of your preferred sites

Is this your first Run/Walk?

ZERO
PROSTATE CANCER

STEP 6

Fill out your contact information.

Help support patients in need. Fundraise to end prostate cancer!

Why do I need to register or log in?

You're going to have your very own Fundraising HQ; a dashboard where you can see everything donated on your behalf, send thank you emails and updates to friends and family, customize your personal page, manage team membership, and more. We'll also use the details to send along anything you'd need for taxes, record keeping, fundraising incentives, etc.

Have you participated in a Run/Walk before?

Is this your first Run/Walk?

First Name

Last Name

Email Address

Username

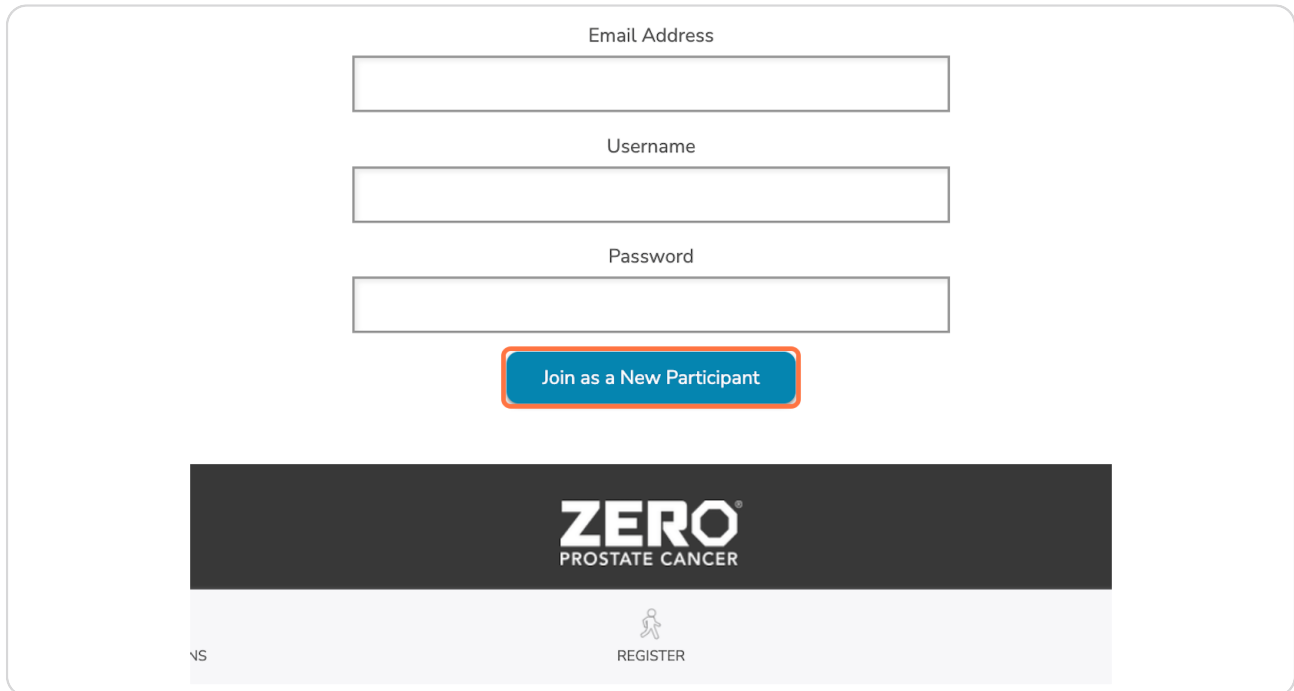
Password

Join as a New Participant

LOCATIONS REGISTER LOGIN

STEP 7

Once you have filled out your information, click on "Join as a New Participant."



The registration form is contained within a rounded rectangular border. It features three input fields: "Email Address", "Username", and "Password", each with a corresponding label above it. Below these fields is a blue button with the text "Join as a New Participant" highlighted by a red border. At the bottom of the form is a dark grey banner with the "ZERO PROSTATE CANCER" logo in white. Below the banner is a light grey footer area containing a small person icon and the word "REGISTER".



Are you starting a team or joining an existing team? Follow the next step. If you are an individual participant, skip to step 9.

STEP 8

If you are a team captain or member, once you register, you will be asked to type in your team name and team fundraising goal.

To join an existing team instead, click "Join a Team." This will bring you to a new page where you can search for your desired team. Once complete, continue onto the next steps.

Help support patients in need. Fundraise to end prostate cancer!

1 2 3 4 5

* Team Name:

Team Fundraising Goal:

Suggested Team Goal: \$750.00

Team Company Association (family teams/non-company teams can skip this step):

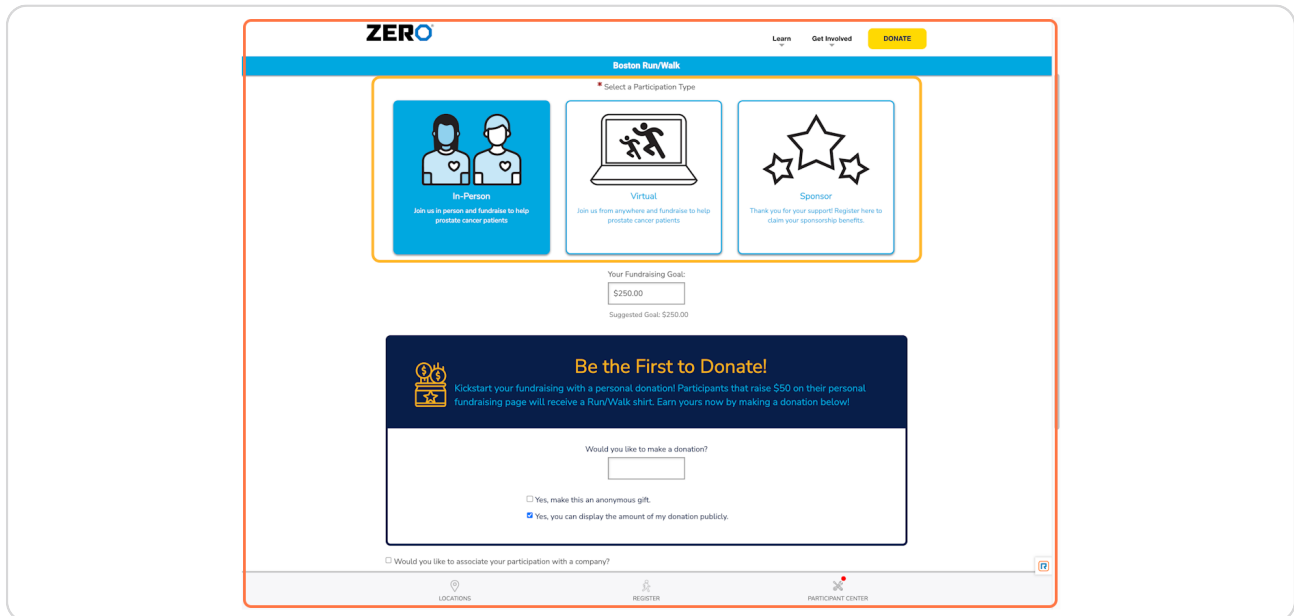
-- select an option --
 Enter a new company

Register as an Individual

STEP 9

Great! On the next page you can select your participation type.

You can participate virtually or in person. Are you a sponsor? Select the Sponsor icon.

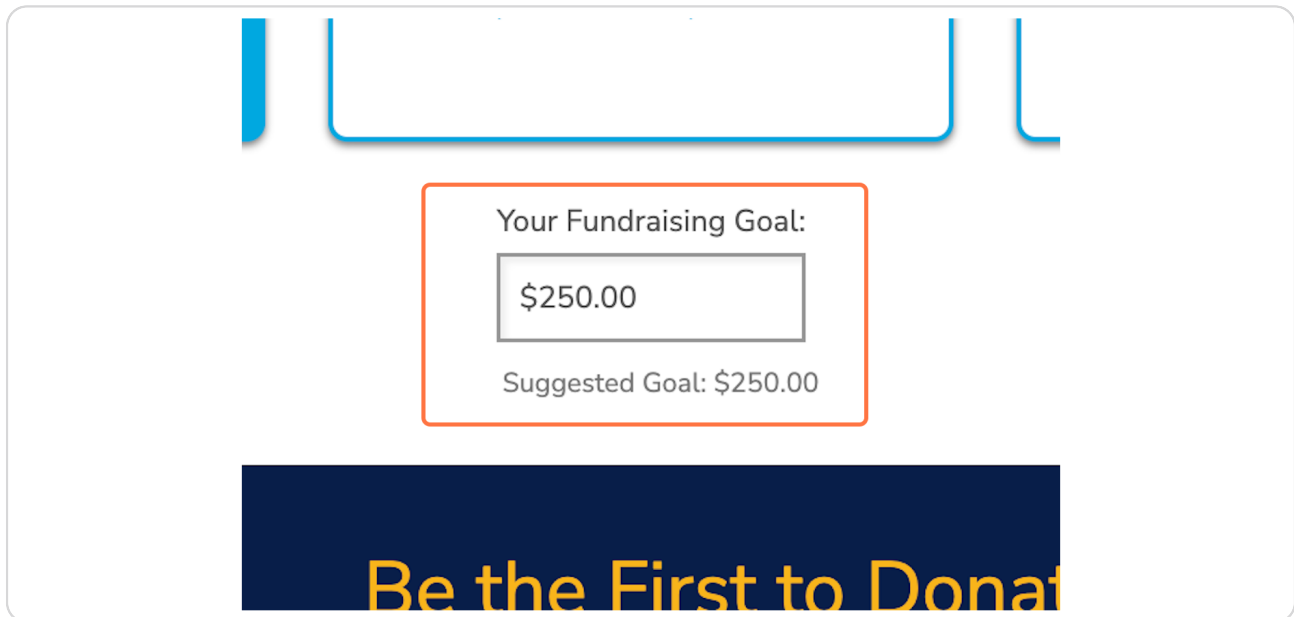


The screenshot shows the ZERO Boston Run/Walk registration page. At the top, there is a navigation bar with 'ZERO' on the left, 'Learn', 'Get Involved', and 'DONATE' on the right. Below the navigation bar, the page title is 'Boston Run/Walk'. The main content area is titled 'Select a Participation Type' and features three options: 'In-Person' (with an icon of two people), 'Virtual' (with an icon of a person on a laptop), and 'Sponsor' (with an icon of three stars). Below these options, there is a 'Your Fundraising Goal:' field with '\$250.00' entered, and a 'Suggested Goal: \$250.00' label. A dark blue banner with yellow text reads 'Be the First to Donate!' and includes a sub-header 'Kickstart your fundraising with a personal donation! Participants that raise \$50 on their personal fundraising page will receive a Run/Walk shirt. Earn yours now by making a donation below!'. Below the banner, there is a 'Would you like to make a donation?' section with a text input field and two radio button options: 'Yes, make this an anonymous gift.' and 'Yes, you can display the amount of my donation publicly.' (which is selected). At the bottom, there is a checkbox for 'Would you like to associate your participation with a company?' and a footer with 'LOCATIONS', 'REGISTER', and 'PARTICIPANT CENTER' links.

STEP 10

Adjust your fundraising goal.

There is no registration fee. You can adjust this quantity as you would like.



This close-up screenshot focuses on the fundraising goal adjustment section. It shows a text input field with '\$250.00' entered, labeled 'Your Fundraising Goal:'. Below the input field, the text 'Suggested Goal: \$250.00' is displayed. The input field is highlighted with an orange border. Below this section, a dark blue banner with yellow text reads 'Be the First to Donate'.

STEP 11

If you are part of a large organization that has sponsored, you can attach your registration to your company with the "Would you like to associate your participation with a company?" option.



Be the First to Donate!
Kickstart your fundraising with a personal donation! Participants that raise \$50 on their personal fundraising page will receive a Run/Walk shirt. Earn yours now by making a donation below!

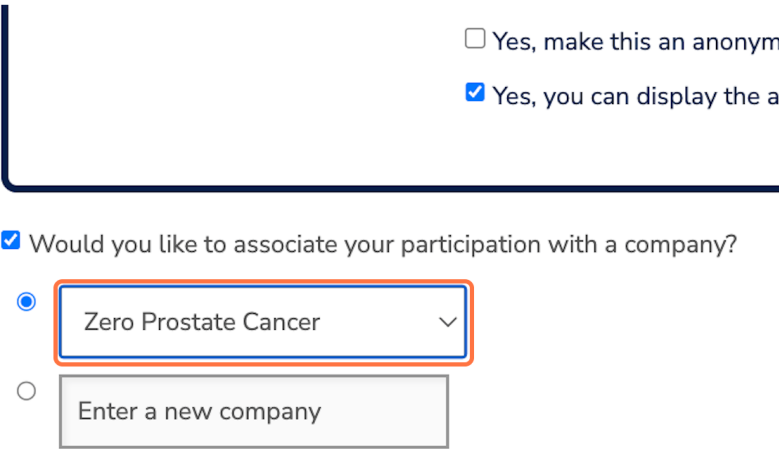
Would you like to make a donation?

Yes, make this an anonymous gift.
 Yes, you can display the amount of my donation publicly.

Would you like to associate your participation with a company?

STEP 12

Select the company from the existing options or enter a new company.



Yes, make this an anonym
 Yes, you can display the a

Would you like to associate your participation with a company?

Zero Prostate Cancer

Enter a new company

STEP 13

Once complete on this page, click on next step.

Would you like to make a donation?

in anonymous gift.

play the amount of my donation publicly.

pany?

Next Step

ZERO
PROSTATE CANCER

STEP 14

This will open a pop-up box, asking if you would like to add a self-donation. Select your desired option.

This is optional. There is no registration fee.

ZERO

Add a self-donation?

Will you make a donation today to help the many families in our community that have been impacted by prostate cancer?

DONATE NOW!

Be the First to Donate!

Kickstart your fundraising with a personal donation! Participants that raise \$50 on their personal fundraising page will receive a Run/Walk shirt. Earn yours now by making a donation below!

Would you like to make a donation?

Yes, make this an anonymous gift.

Yes, you can display the amount of my donation publicly.

Would you like to associate your participation with a company?

STEP 15

On the next page, you will be asked to review or fill out your contact information.

ZERO Learn Get Involved **DONATE**

Boston Run/Walk

Help support patients in need. Fundraise to end prostate cancer!

1 2 3 4

Registration *Indicates Required

Please complete the registration form below

Personal Information

- * First Name
- * Last Name
- * Gender
- * Date of Birth:
 - Month
 - Day
 - Year
- Employer

Contact Information

- * Street 1
- Street 2
- Street 3
- * City
- * State / Province
- * ZIP / Postal Code

LOCATIONS REGISTER PARTICIPANT CENTER

STEP 16

Fill out your emergency contact.

This ensures we have a person to contact in case of emergencies on the event day.

The screenshot shows the registration form for the Boston Run/Walk event. The top navigation bar includes the ZERO logo, "Learn", "Get Involved", and a yellow "DONATE" button. The form is titled "Boston Run/Walk" and contains several input fields for personal information: Street 1, Street 2, Street 3, City, State / Province, ZIP / Postal Code, Country, Email (pre-filled with "samantha.garcia@zerocancer.org"), and Mobile Phone Number. Below these is the "Emergency Contact" section, which is highlighted with a red rectangular box. It contains two fields: "Emergency Contact Name" and "Emergency Contact Phone". A small note below the fields reads: "I would like to be emailed when a gift is made on my behalf." Below the emergency contact section is the "Additional Information" section, which contains three numbered questions with dropdown menus for responses. The bottom of the form has a navigation bar with icons for "LOCATIONS", "REGISTER", and "PARTICIPANT CENTER".

STEP 17

Answer required questions under "Additional Information".

Required questions are denoted with an asterisk*

The screenshot shows the registration form for the Boston Run/Walk event, focusing on the "Additional Information" section, which is highlighted with a red rectangular box. The top navigation bar includes the ZERO logo, "Learn", "Get Involved", and a yellow "DONATE" button. The form is titled "Boston Run/Walk". The "Additional Information" section contains ten numbered questions, each with a dropdown menu for the response. Questions 1, 2, 4, 5, 7, 8, and 10 are marked with an asterisk (*), indicating they are required. Question 3 is a text input field with a character limit of 255 characters. Question 6 is a dropdown menu. Question 7 is a dropdown menu with a note: "Participants who raise \$50 are eligible to receive a Run/Walk shirt. If you qualify, what size t-shirt would you like? Survivors and those living with prostate cancer will receive a special event shirt regardless of fundraising level achieved." Question 9 is a text input field. Question 10 is a text input field with a link to the "Run/Walk participant waiver". The bottom of the form has a navigation bar with icons for "LOCATIONS", "REGISTER", and "PARTICIPANT CENTER".

STEP 18

Check "I agree with the terms and conditions of the Run/Walk participant agreement."

Please select response ▾

9. Are you bringing children (11 and under) that would like to participate in the kids dash? If yes, how many?

* 10. Please take a moment to read the [Run/Walk participant waiver](#).

I agree with the terms and conditions of the Run/Walk participant agreement.

11. Do you agree to the Run/Walk Waiver on behalf of any children that will participate in the Kid's Dash?

I agree on behalf of all child participants associated with my registration.

* 12. Please take a moment to read the [Standards of Excellence Policy](#).

I agree to comply with the ZERO Prostate Cancer Standards of Excellence Policy.

[Previous Step](#)

STEP 19

Check "I agree to comply with the ZERO Prostate Cancer Standards of Excellence Policy."

* 10. Please take a moment to read the [Run/Walk participant waiver](#).

I agree with the terms and conditions of the Run/Walk participant agreement.

11. Do you agree to the Run/Walk Waiver on behalf of any children that will participate in the Kid's Dash?

I agree on behalf of all child participants associated with my registration.

* 12. Please take a moment to read the [Standards of Excellence Policy](#).

I agree to comply with the ZERO Prostate Cancer Standards of Excellence Policy.

[Previous Step](#)

ZERO
PROSTATE CANCER


P: [202-303-3110](tel:202-303-3110)

STEP 20

Click on next step

[The Kid's Dash?](#)

Next Step



Pause. Did you ensure all your information was filled out and spelled correctly?
Please proofread before proceeding.

STEP 21

On the last page, confirm your contact information is correct.

You have the option to register an additional person before completing your registration.

The screenshot shows the 'Registration Summary' page for the Boston Run/Walk. At the top left is the logo for 'ZERO PROSTATE CANCER RUN/WALK'. To the right are links for 'Learn', 'Get Involved', and a yellow 'DONATE' button. A blue header bar contains the text 'Boston Run/Walk'. Below this is a white box with a red border containing the registration details. The box is titled 'Help support patients in need. Fundraise to end prostate cancer!' and has a progress indicator with four steps, where step 3 is highlighted. The title 'Registration Summary' is centered. Below the title, it says 'You have configured 1 registration.' The registration details are shown in a table with a blue header for the name 'Samantha Garcia'. The table lists contact information, participation type, and extra gift details. At the bottom of the table, it shows 'Participant Total: \$25.00'. Below the table, a summary box states 'The current total cost is \$25.00'. At the bottom of the white box, there are three buttons: 'Cancel', 'Register Additional Person', and 'Complete Registration'.

Samantha Garcia	
samantha.garcia@zerocancer.org	Participation Type: \$0.00
515 King St, Ste 420 Alexandria, VA 22314-3137	In-Person
[Edit]	Extra Gift: \$25.00
Participant Total: \$25.00	

The current total cost is \$25.00



Registering family members, children, friends, and more? This is your opportunity. Before completing your registration, click "Register Additional Person" and follow the steps. Once you have followed the steps and are ready to finish the registration process, click "Complete Registration."

STEP 22

On the next page, you will be shown a thank you page.

The screenshot shows a web page for ZERO's Boston Run/Walk event. At the top, there is a navigation bar with the ZERO logo, links for 'Learn', 'Get Involved', and a yellow 'DONATE' button. Below this is a blue header for 'Boston Run/Walk'. The main content area is titled 'Thanks for Registering' and includes a thank-you message, a confirmation email address (samantha.garcia@zerocancer.org), and a link to 'Access your Participant Center'. There are two summary tables: 'Transaction Summary' and 'Registration Summary'. The Transaction Summary table shows a total purchase amount of \$0.00, with fair market value, tax deductible value, and tracking code all at \$0.00. The Registration Summary table lists the participant as Samantha Garcia, with contact information and a participation type of 'In-Person' for \$0.00, plus an 'Extra Gift' of \$0.00, resulting in a 'Participant Total' of \$0.00. A second 'Access your Participant Center' button is located at the bottom right of the page.

ZERO Learn Get Involved **DONATE**

Boston Run/Walk

Thanks for Registering

Thank you for registering for Boston Run/Walk!
A confirmation email has been sent to samantha.garcia@zerocancer.org.

Start fundraising today with your Participant Center!

[Access your Participant Center](#)

Transaction Summary

Total Purchase Amount:	\$0.00
Fair Market Value:	\$0.00
Tax Deductible Value:	\$0.00
Tracking Code:	

Registration Summary

Samantha Garcia	
samantha.garcia@zerocancer.org	Participation Type: \$0.00
515 King St, Ste 420	In-Person
Alexandria, VA 22314-3137	Extra Gift: \$0.00
Participant Total: \$0.00	

[Access your Participant Center](#)



Your Registration is Complete! You can navigate away from this page or explore your Participant Center next.